



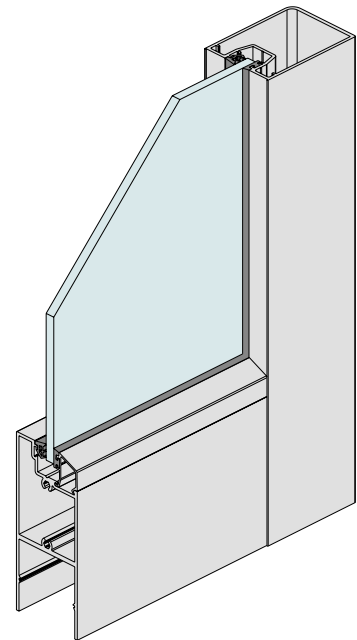
Commercial Series | Series 51 Commercial Door

Overview

Series 51 Commercial doors are compatible with the full range of AWS Commercial framing. Designed around a 50mm platform these doors are significantly stronger than standard 44mm commercial doors.

Key Features

- 50mm Thick door stiles are significantly stronger than industry standard 44mm thick stiles.
- Series 51 doors have removable snap-on glazing beads on horizontals and wrap around stiles.
- Stile are screwed to rails using 10# Pan head stainless steel self tapping spline screws and custom aluminium backing plate.
- Door glass can be blocked with custom stile glazing block and adjustable setting block.
- Series 51 door will accept glass up to 10.38mm thick.
- Horizontal rails can be fitted with square or splayed glazing beads.
- 19mm high glazing beads ensure that the glass gets the right bite.
- Can be security glazed with captive external glazing wedge.
- Four midrail options 50mm , 115mm, 125mm and 200mm deep.
- Lock stile wide enough to accept most lock types.
- Rebated French meeting stiles option available.
- Note Series 50 and 52 Door joinery is stronger than Series 51



Maximum Panel Height	2400mm
Maximum Panel Width	900mm
Maximum Glass Thickness	≤ 10.38

Subject to individual site conditions. Contact AWS Technical Support for information.



WERS RATED PRODUCT



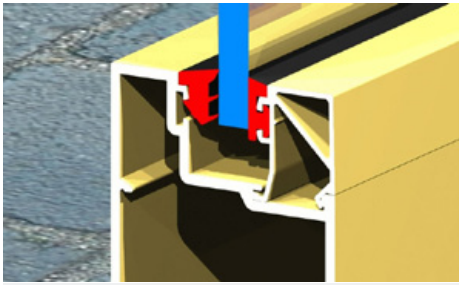
3D & 2D CAD FILES AVAILABLE



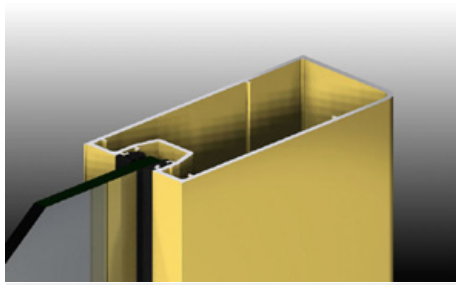
PRODUCT INFORMATION AVAILABLE AT
WWW.AWSCOMMERCIAL.COM.AU



SPECIFIER ASSISTANCE AVAILABLE



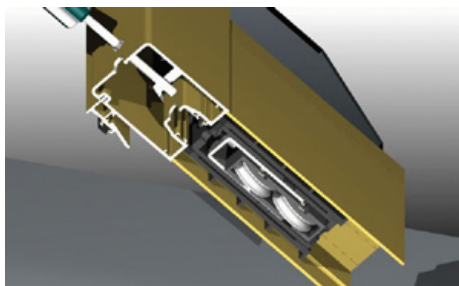
Variety of beads available for single glazed applications.



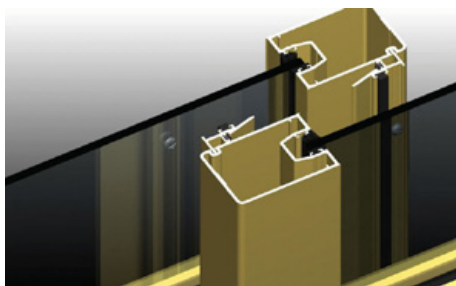
Selection of stiles for varying applications including a wide stile as shown above.



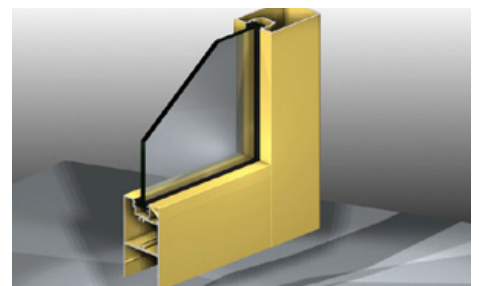
AWS designed hinged backing plate for extra strength and security.



Heavy duty adjustable double bogey wheel assemblies.

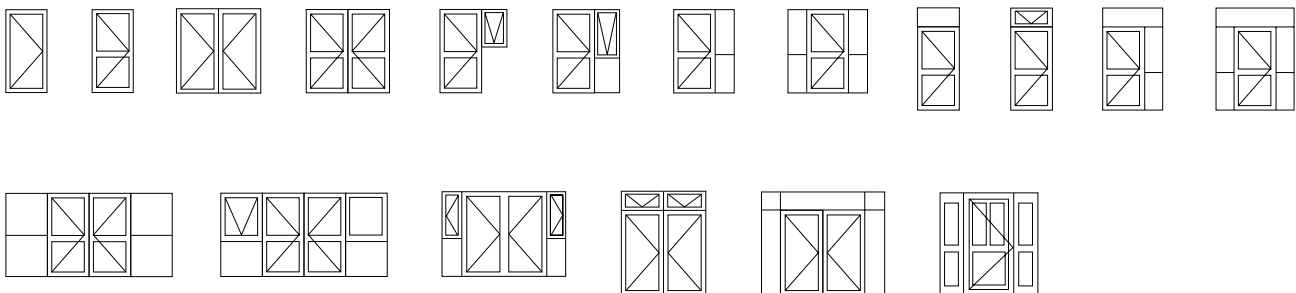


Specially designed interlocking extrusions for multiple doors and frame interlock.



Strong 50mm thick doors are 70% stronger than conventional 44mm thick doors.

Typical Configurations



WERS RATINGS

The table below lists some of the WERS rated glass and frame combinations for this system. For a complete list of all rated glass and frame combinations refer to the Series 51 WERS Data Sheet.

Single Glazed

Glass Description	COOLING	HEATING	Uw	SHGCw	Tvw	Inf
6.38Sct	44%	34%	4.38	0.49	0.57	0.04
6.38CPClr	43%	34%	4.37	0.50	0.58	0.04
6EVanSpB	59%	19%	4.52	0.26	0.27	0.04
6EVanSpGn	59%	19%	4.53	0.26	0.33	0.04