

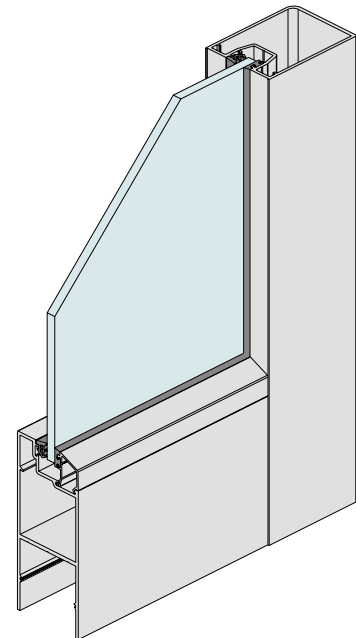


Overview

Series 50 Commercial doors are compatible with the full range of AWS Commercial framing. Designed around a 50mm platform these doors are significantly stronger than standard 44mm commercial doors.

Key Features

- Series 50 doors with 50mm thick stiles are significantly stronger than industry standard 44mm thick doors.
- 50mm thick doors are ideal for over height doors - they comply.
- Series 50 doors have removable snap-on glazing beads on horizontals and wrap around stiles.
- Stile to rail joint is securely fixed with custom spigot assembly.
- Door glass can be blocked with custom stile glazing block and adjustable setting block.
- Series 50 door will accept glass up to 10.38mm thick.
- Horizontal rails can be fitted with square or splayed glazing beads.
- 19mm High glazing beads ensure that the glass gets the right bite.
- Can be security glazed with captive external glazing wedge.
- Four midrail options 50mm , 115mm, 125mm and 200mm deep.
- Lock stile wide enough to accept most lock types.
- Rebated French meeting stiles option available.



Maximum Panel Height	3000mm
Maximum Panel Width	1000mm
Maximum Glass Thickness	≤ 10.38

Subject to individual site conditions. Contact AWS Technical Support for information.



WERS RATED PRODUCT



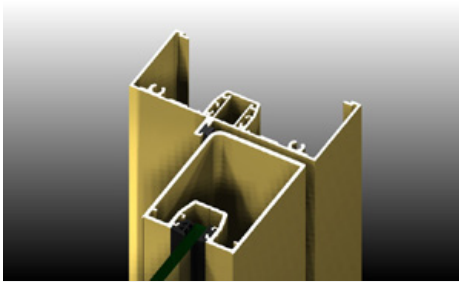
3D & 2D CAD FILES AVAILABLE



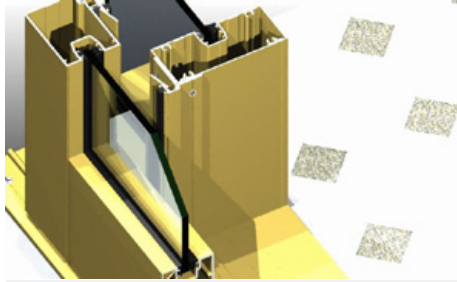
PRODUCT INFORMATION AVAILABLE AT
WWW.AWSCOMMERCIAL.COM.AU



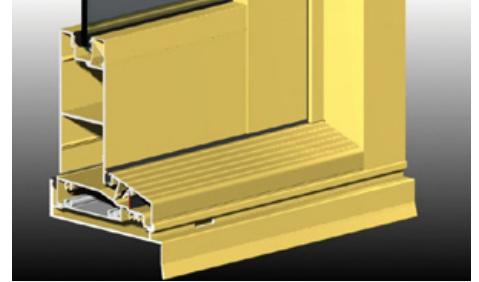
SPECIFIER ASSISTANCE AVAILABLE



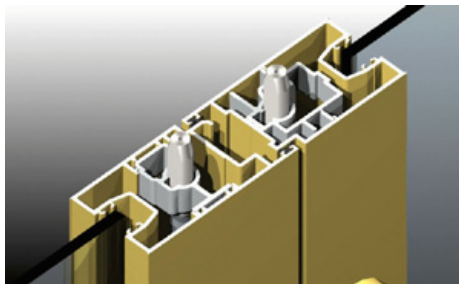
50 series doors are 70% stronger than conventional 44mm aluminium doors.



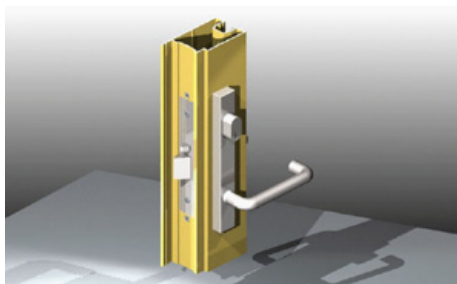
Full range of tracks allow us to offer performance sliding doors.



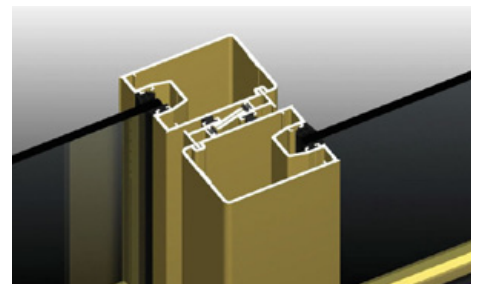
A variety of threshold to suit different applications.



Dedicated rebated French door stiles.

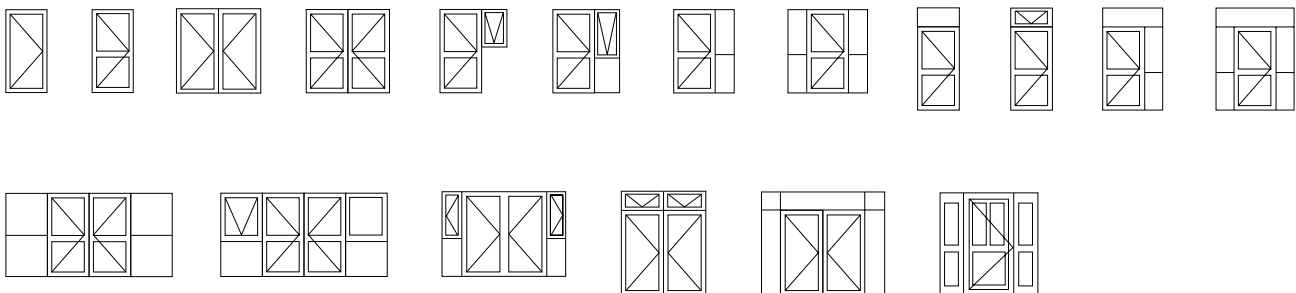


Can accept a variety of commercial locks and associated hardware.



Interlocking option for multiple sliding operation.

Typical Configurations



WERS RATINGS

The table below lists some of the WERS rated glass and frame combinations for this system. For a complete list of all rated glass and frame combinations refer to the Series 50 WERS Data Sheet.

Single Glazed

Glass Description	COOLING	HEATING	Uw	SHGCw	Tvw	Inf
6.38Sct	44%	34%	4.38	0.49	0.57	0.04
6.38CPClr	43%	34%	4.37	0.50	0.58	0.04
6EVanSpB	59%	19%	4.52	0.26	0.27	0.04
6EVanSpGn	59%	19%	4.53	0.26	0.33	0.04