



Architectural Series | Series 41 I
ViewMASTER™ Bi-Fold Door (top hung)

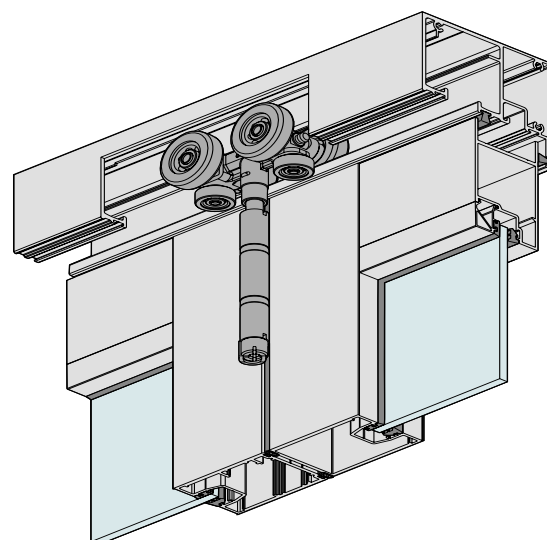


Overview

Series 41 I is a top hung bi-fold door system ideal for commercial or high end residential applications.

Key Features

- Series 41 I top hung Bi-fold door has been designed to accept the 50mm thick heavy duty Series 50 and 52 doors
- AWS 50mm thick doors are approx. 70% stronger than conventional 45mm thick doors. Enabling Bi-fold doors to be manufactured with compliant panels up to 3000mm high.
- Series 41 I Bi-fold doors are hung on Centor™ twin stainless steel bearing rollers running in heavy duty dual overhead tracks.
- The standard E2 rollers will carry door panels up to 40Kg Heavy duty E3 will carry door panels up to 80Kg.
- The Surelock™ adjustment on the pivots and carriers allow all panels to be lifted or lowered easily with a flat screwdriver. As the structure settles the doors can be adjusted to suit - 5mm plus and minus vertical adjustment.
- Top carriers are fitted with side-thrust roller/s. This protects the main load bearing rollers from damage and inside scraping, ensuring silent smooth rolling action.
- Large diameter, side thrust sill rollers complete the package and as with top carriers have 5mm plus and minus vertical adjustment.
- Carriers, pivots, hinges and fixings supplied in 304 SS.
- Seamless type door panel construction (rails nest into stiles) to conceal the assembly joint.
- Snap on jamb adaptor accommodates an extensive range of jambs to cover almost any situation.
- A variety of lever & lock options are available including multi- point locking for added security.
- Successfully tested to resist 450Pa water and suitable for air-conditioned buildings when weather resisting sill is used.
- Can be configured to incorporate single or double entry doors so access can be achieved without opening the whole unit.



Maximum Panel Height	3000mm
Maximum Panel Width	1000mm
Maximum Glass Thickness	≤ 25mm

Subject to individual site conditions. Contact AWS Technical Support for information.



WERS RATED PRODUCT



ENHANCED ACOUSTIC PERFORMANCE



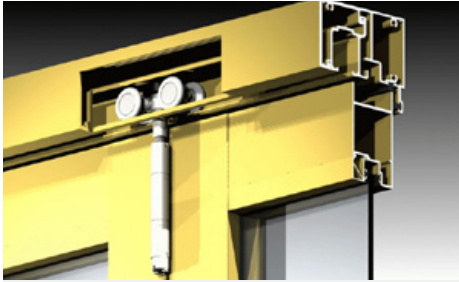
3D & 2D CAD FILES AVAILABLE




PRODUCT INFORMATION AVAILABLE AT
WWW.AWSCOMMERCIAL.COM.AU



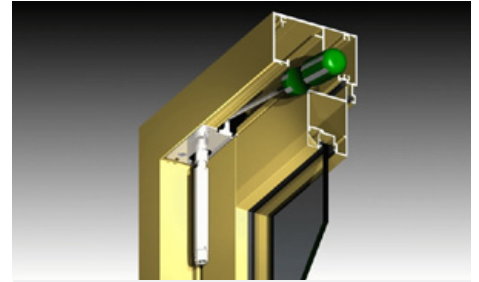
SPECIFIER ASSISTANCE AVAILABLE



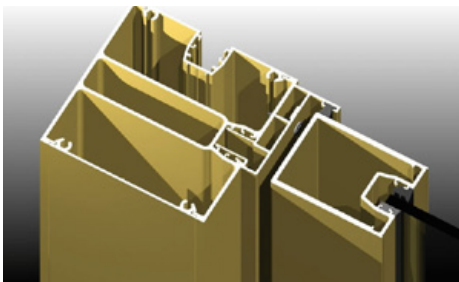
The 411 utilizes both Centor E2 and E3 running gear.




A full range of hardware available including multiple 4-point locking mechanisms.



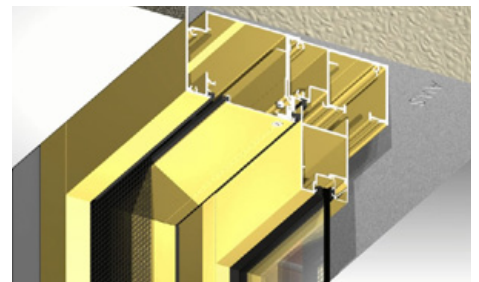
All pivots are vertically and horizontally adjustable.



The 411 incorporates varying profiles to be used as jambs, this includes corner mullion as shown above.

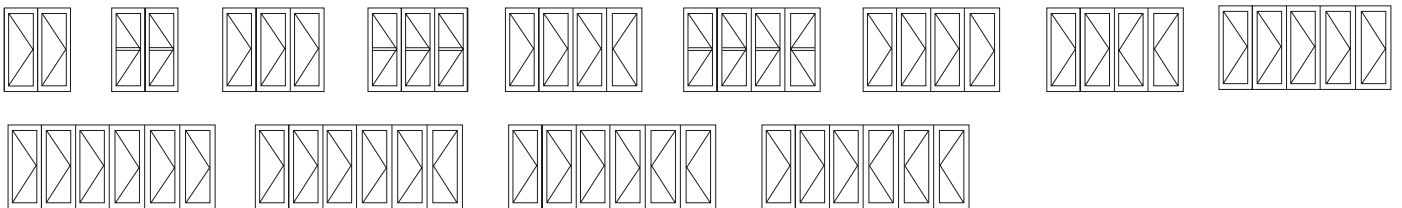


Bottom pivot incorporates a unique adjustment system.



All AWS Commercial products can incorporate Centor roll-away screens.

Typical Configurations



WERS RATINGS

The table below lists some of the WERS rated glass and frame combinations for this system. For a complete list of all rated glass and frame combinations refer to the Series 411 WERS Data Sheet.

Single Glazed

Glass Description	COOLING	HEATING	Uw	SHGCw	Tvw	Inf
6.38Sct	44%	30%	4.57	0.48	0.55	0.43
6EVanSpB	58%	16%	4.76	0.26	0.26	0.43
6EVanSpGn	58%	16%	4.76	0.26	0.32	0.43
6.38CPClr	43%	30%	4.61	0.48	0.56	0.43

Double Glazed

Glass Description	COOLING	HEATING	Uw	SHGCw	Tvw	Inf
3/12Ar/3ET	47%	45%	3.47	0.51	0.51	0.43
4/10Ar/4ET	47%	43%	3.55	0.50	0.50	0.43
6.38LamSpGy/12/6	66%	18%	4.09	0.18	0.08	0.43
10.38LamGy/8Ar/6	70%	16%	4.06	0.14	0.07	0.43